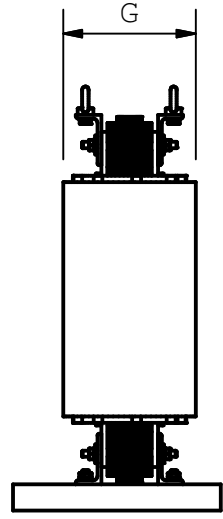
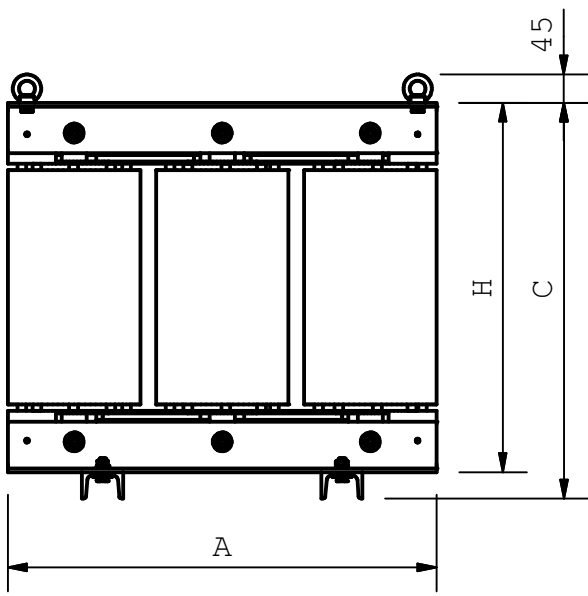
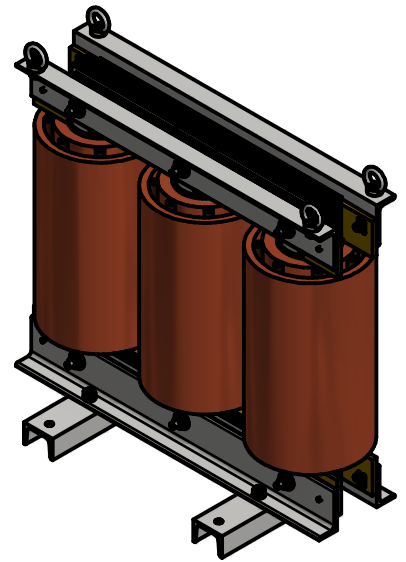
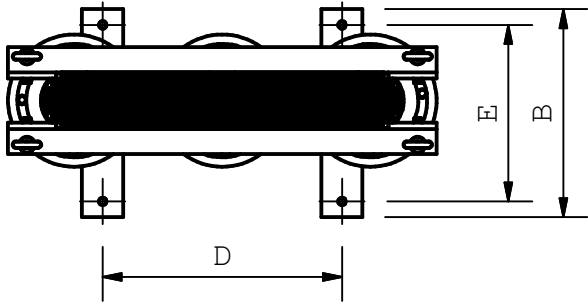


Copyright (c) by electrotechnische industrie ETI b.v.. No part of this drawing may be reproduced or distributed in any form or by any means or stored in a database or retrieval system, without the prior written permission of ETI b.v..



MODEL	A	B	C	D	E	G	H	MASS (KG)
CZ322	680	330	528	380	280	210	486	240
CZ323	680	330	628	380	280	213	586	298
CZ324	640	370	614	430	320	213	572	300
CZ325	700	400	644	470	350	227	602	385
CZ326	700	400	684	470	350	227	642	440
CZ327	760	450	777	510	400	313	732	530
CZ328	820	480	815	550	430	293	770	630
CZ329	925	510	855	620	460	325	810	800
CZ330	1015	540	915	680	490	357	870	1030
CZ331	1045	600	950	700	550	386	900	1200

ITEM	QTY	PART NO	DESCRIPTION	MATERIAL	REMARKS
PROJ AM		SCALE :		DRW : HTK	
UNITS : MM		DATE : 23-05-2013		PART NO :	
DESCRIPTION :		SHEET: OF:		DWG NO :	
MODEL CZ... (2)		REV : 3		CZ2.IDW	
Aalten-NL		FORMAT :		A4	